

WORLD-CLASS BATTERY MANUFACTURER

Energy Storage System Products and Solutions



Guangzhou Great Power Energy & Technology Co., Ltd. (Headquarters)
Address: No. 912 Shiliang Road, Shawan town, Panyu, Guangzhou, China

Guangzhou Great Power Energy Storage Technology Co., Ltd.
Address: Room 003, No 419 Qingsha Road, Dongchong town, Nansha,
Guangzhou, China

Tel: +86 020 3919 6888
Website: www.greatpower.net/en
Email: sales@greatpower.net



Instagram LinkedIn Youtube Facebook Twitter Pinterst

Search Q: Great Power

Guangzhou Great Power Energy & Technology Co., Ltd.
Guangzhou Great Power Energy Storage Technology Co., Ltd.

GREAT POWER

Stock Code: 300438, China



2001
Established



10,000+
Over 10,000
employees



1,600,000m²
Covering an Area
of 1,600,000 m²



9
9 Production
Facilities

Company Vision

To become a global leader in battery storage technology

Company Mission

Making clean energy safer, more stable and accessible

Company Overview

Great Power, founded in 2001 and listed in 2015, has focused on the research, development, production, sales, and service of batteries for over 20 years. Our product portfolio spans utility-scale energy storage, C&I energy storage, residential energy storage, telecom base station energy storage, smart charging solutions with solar storage integration, power batteries, and consumer batteries. As one of China's pioneers in energy storage since 2011, we have ranked among the global leaders in energy storage battery shipments, with implemented projects across 50+ countries and regions worldwide.

Shipment data sourced from: GGII, CNESA, ICC, EESA, Infolink, and others.



CONTENTS

COMPANY PROFILE 01~14

PRODUCTS INTRODUCTION 15~40

REFERENCE PROJECTS 41~46

COMPANY DEVELOPMENT

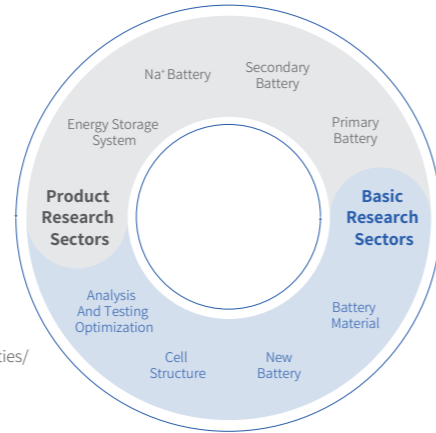
Global Locations: 9 production facilities and 9 overseas offices



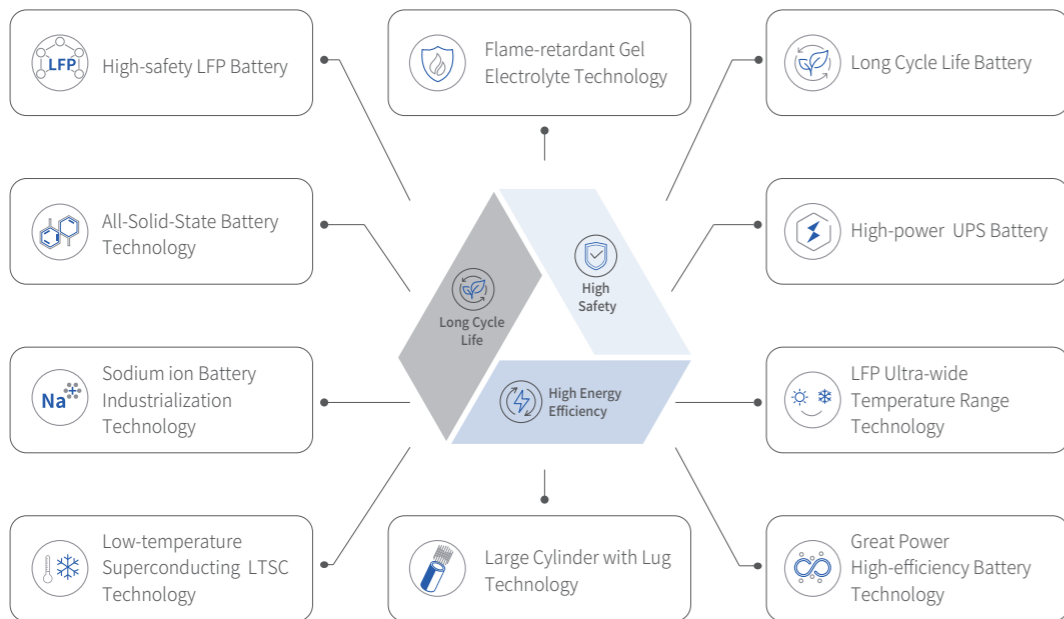
COMPANY MILESTONES



R&D STRENGTH

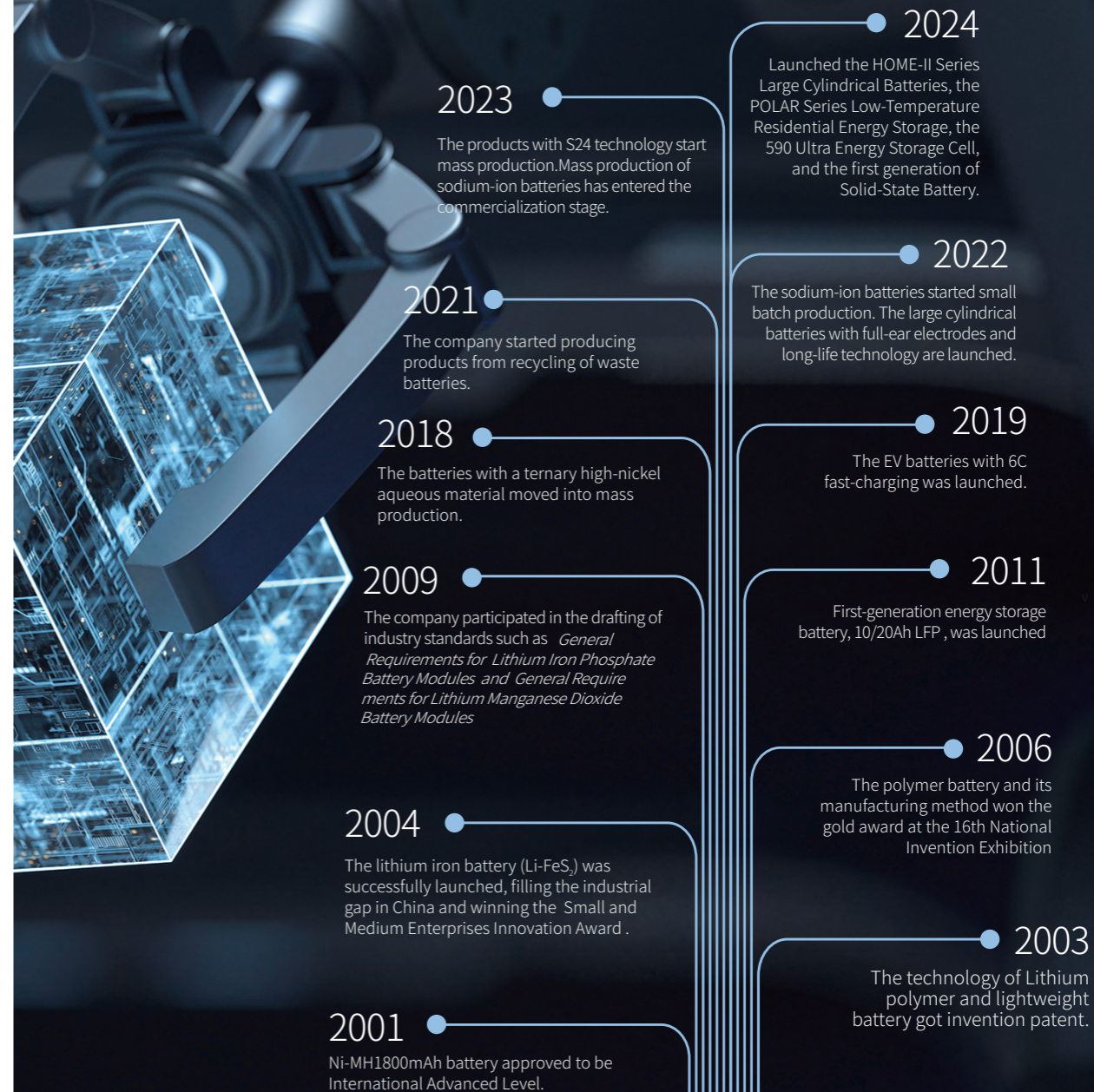


KEY TECHNOLOGY



TECHNOLOGY MILESTONES

Great Power have participated in the drafting of a number of battery industry standards in China



QUALITY ASSURANCE

Quality Management System: ISO9001, ISO14001, IATF16949

Success comes from strict quality management and unwavering attention to detail. All manufacturing facilities have certification of ISO9001, ISO14001, IATF16949, GJB9001B and ISO45001:2018, guaranteeing a strict quality management system that adds customer value. All ESS batteries are certified by UL, RoHS, CE, and QCT-743-2006.



Professional Team

Our quality assurance team consists of international top-tier electrochemical experts and battery process quality control specialists with over 20 years of experience. We are committed to delivering high-quality battery products and services, aiming to create higher value for our customers.



Full-process Inspection

Our quality inspection process covers every stage of R&D and manufacturing, including raw material checks, production monitoring, lab testing, and final factory inspection. On average, each battery undergoes over 100 testing items to ensure exceptional performance and quality.

Worldwide Testing and Qualifications



IEC62619



UL1973



UL9540A



UL1642



TUV SUD
PPP59044A



NFPA 855



Japan JET



MSDS



RoHS




UN38.3



GB/T36276



EMC, LVD



GLOBAL ADVANCED AUTOMATED PRODUCTION



State of the Art Factories

- Imported globally advanced production lines
- Full coverage of FFU manufacturing environment
- Class 6 manufacturing environment
- Industry leading quality driven by continuous process improvement
- 24-hour monitoring and control of key production processes



Key Processes

Stacking: adopting the industry-leading Z-shaped femtosecond stacking technology, it perfectly solves the efficiency of disc stacking and overhang control.


Winding: using the globally leading winding equipment, multi-stage tension variation and real-time correction technology, it perfectly solves the deformation and alignment of winding batteries.



High Consistency

Utilizing high-precision fully automatic production equipment, comprehensive MES system coverage throughout the entire process, real-time monitoring of equipment parameters and product processes with a big data warning system, fully automated closed-loop correction, achieving high consistency in battery cell products, with multiple data indicators reaching a 6 Sigma.

High-precision Fully Automatic Spiral Rod Mixing Technology
Capacity-separated Liquid Cooling Technology



ACHIEVEMENTS

TOP 3

2023 Chinese Commercial and Industrial ESS Market (GGII)

TOP3

2023 Global Residential ESS Battery Market (EESA)

TOP 6

2023 Global Power EESA Battery Market among Chinese Companies (EESA)

TOP 6

2023 Global ESS Battery Market among Chinese Companies(SNE Research)

BNEF Tier1

2024 BNEF Tier 1 Energy Storage Manufacturer (BloombergNEF)

TOP2 in 2021 Global ESS Battery Market(CNESA)

TOP4 in 2021 for Newly Commissioned Installed Capacity in China (CNESA)

2022 EV Group Standard Drafting Unit (Guangdong Energy Association)

TOP2 in 2022 Global Residential ESS Battery Market (GGII, ICC, EESA, SPIR)

TOP5 in 2022 Global ESS Battery Market(CNESA, GGII, EESA)

2023 First Batch of Units Passing National Sodium-ion Battery Evaluation in China (SEI Laboratory/CNESA)

2023 TOP 10 Innovative Enterprises in Sodium-ion Batteries (CNESA)

2023 TOP 500 Global New Energy Companies (China Energy News)

2023 Global Financeable Battery Industry List (BNEF)

2024 8th International Energy Storage Innovation Competition - Outstanding Project Award (320 Ultra Cell) (CNESA)

2024 Carbon Neutral Technology Innovation Exemplary Case (China Energy News)

2024 Top 500 Global New Energy Companies (China Energy News)

KEY CUSTOMERS





SERVICE AND SUPPORT

Service Team: 15 professional teams distributed in nine regions.

Complaint Feedback: Feedback within 24 hours, temporary solutions provided within 48 hours, overall solutions provided within 5 working days.

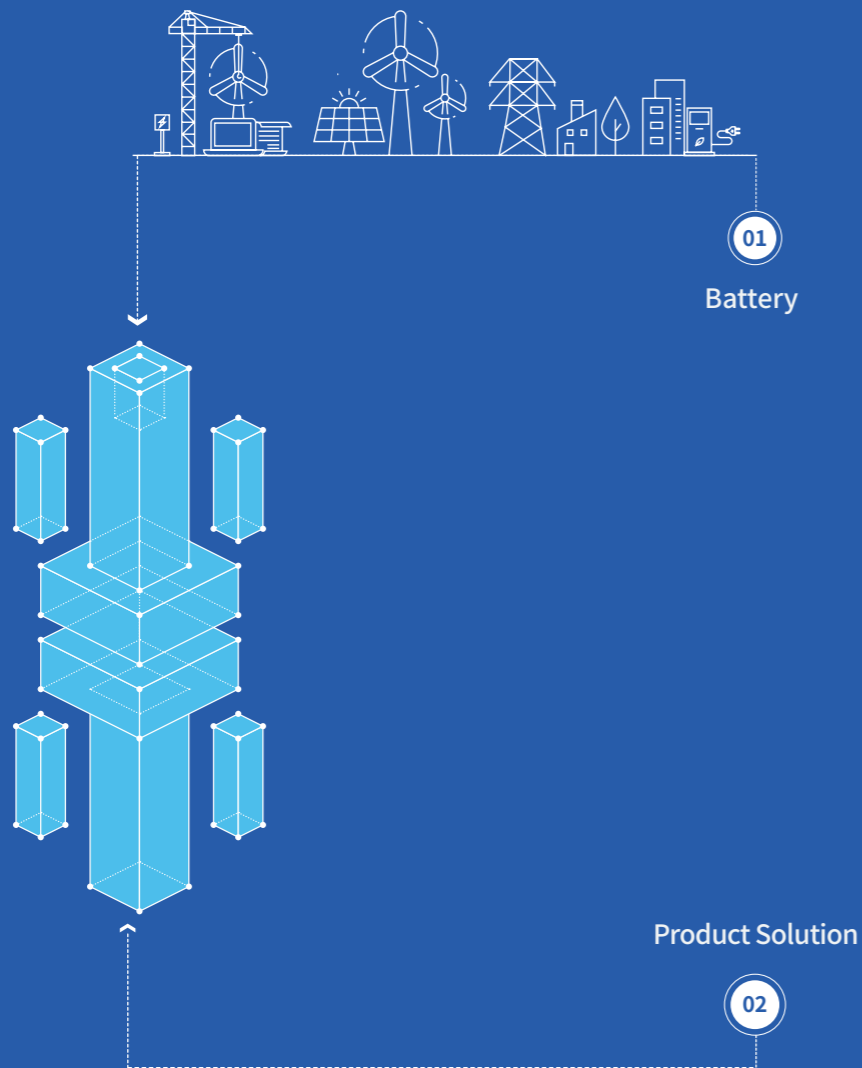
VIP Service: On-site support at the factory.

System Service: Free regular inspections during the warranty period with various service methods.

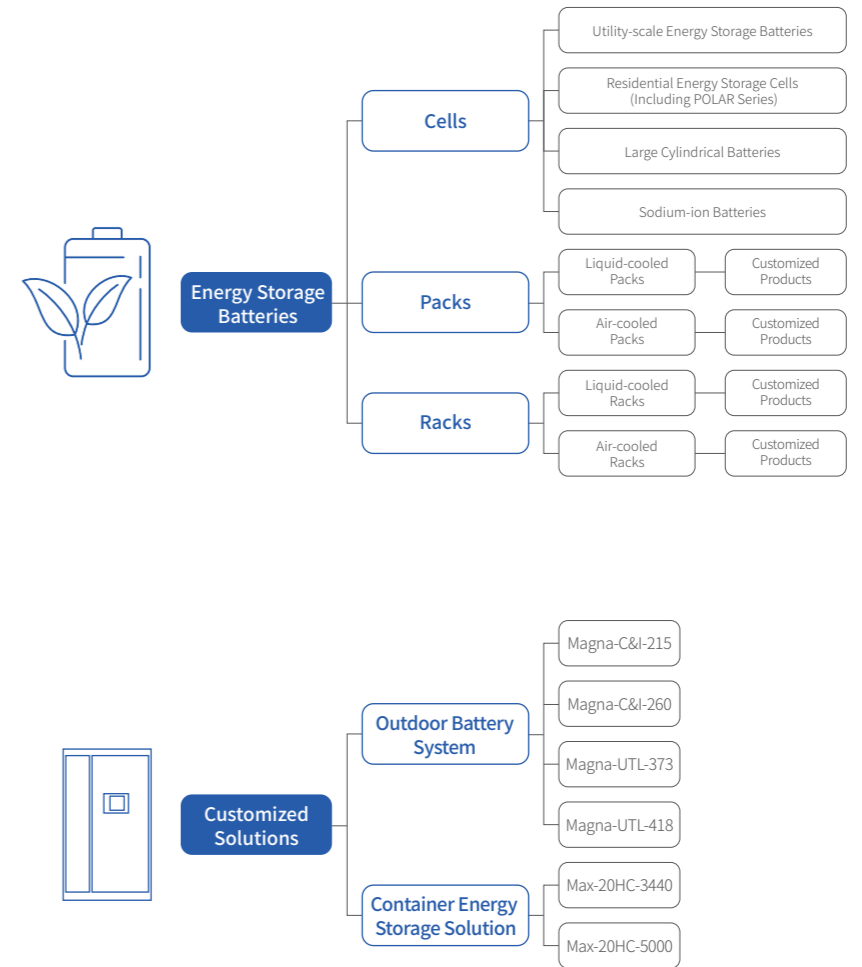
15 professional teams in 9 regions



PRODUCTS AND SOLUTIONS

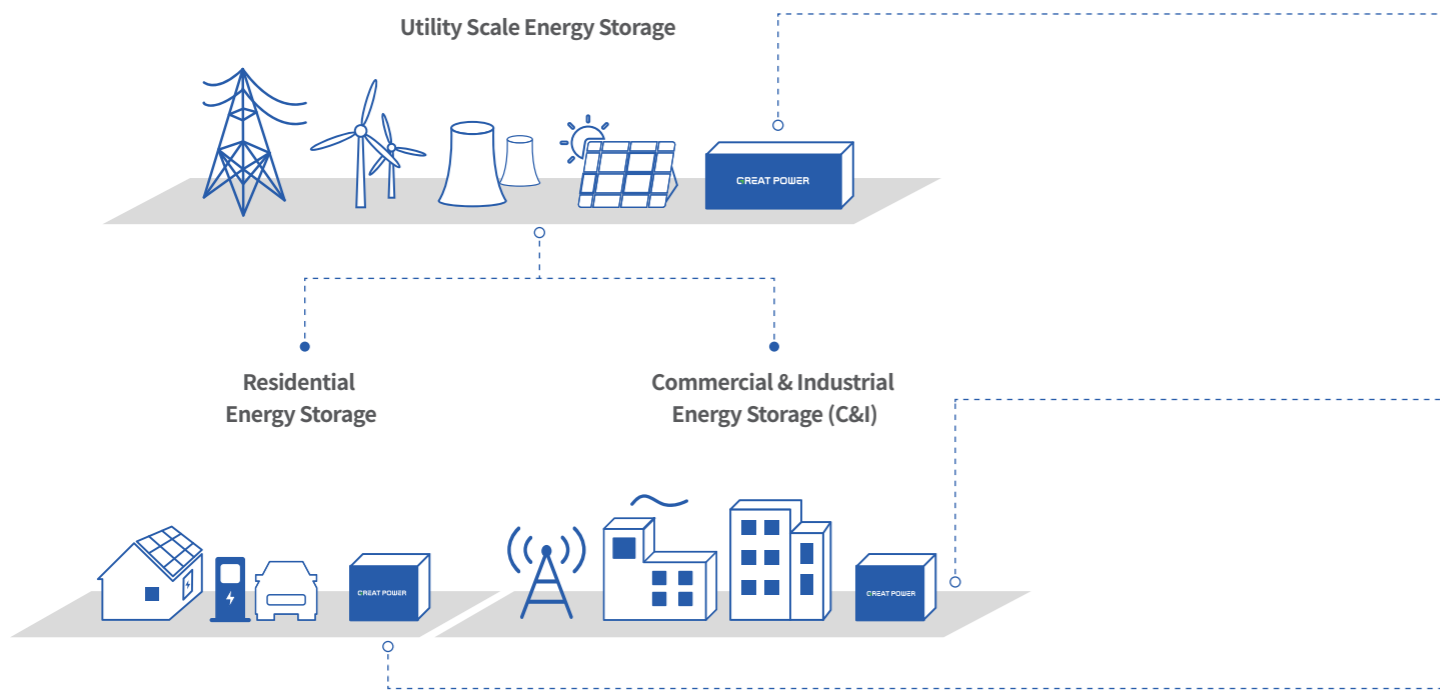


PRODUCT MATRIX



APPLICATIONS OF ENERGY STORAGE SYSTEMS

Great Power's energy storage products are widely applied in utility-scale, residential, commercial and industrial sectors.



Utility Scale Energy Storage

Peak shaving: charge when the load is low and discharge when the load is high.

Renewable Integration: renewable energy generation is characterized by its randomness, intermittency and fluctuation. Energy storage regulates the output to meet grid connection requirements.

Energy arbitrage: store the electrical energy from the wind and photovoltaic energy generation plants at high peaks and deliver the energy to the grid at other periods to improve the energy utilization efficiency.

System frequency control: responsive within milli seconds and able to reduce the impact of change in load on the grid, thus improve the stability of the grid.

Alleviate Congestion: alleviate the conflicts of power consumption at high peaks and enhance the utilization of circuit for power transmission to relieve the necessity of grid system upgrade.

Backup power supply: ensure safe and stable power supply when there is a power failure.

Commercial & Industrial Energy Storage (C&I)

Energy arbitrage: charge when the electricity price is low and discharge when the price is high to achieve price difference arbitrage, thus reduce the cost of electricity usage.

Dynamic capacity expansion: reduce the overall load of grid with increased capacity and decreased cost if industrial users can store energy during the periods of low load and discharge the energy during the periods of high load.

Backup power supply: act as an emergency energy source and ensure uninterrupted power supply for key instruments.

Residential Energy Storage

Energy arbitrage: charge when the electricity price is low/and discharge when the price is high to achieve price difference arbitrage, thus reduce the electricity cost.

Off-grid operation: ensure the power supply in remote regions by integrating the system with photovoltaic generation systems.

Portable energy source: suitable for indoor and outdoor activities as well as emergency situations where there is no access to the grid electricity.



Desert Gobi



Marine Climate



Tropical Environment



Plateau Environment



ENERGY STORAGE CELLS

High Safety

Global safety certifications: UL, IEC, UN, MSDS, RoHS, GB

Non-flammable and non-explosive design

Guaranteeing safety in energy storage systems

Long Cycle Life

Over 8,000 cycles for long-lasting use

25-year lifespan under standard operating conditions

Cost reduction, efficiency enhancement, economic gain

High Energy Efficiency







The energy efficiency $\geq 96.0\%$

Customer value maximization









CELLS

320Ah

Product model	GSP71173204F
Capacity	320 Ah
Charging/Discharging rate	0.5 P
Cycle life	$\geq 8000@70\%$
Chemistry	LFP
Charging Temperature	0~60°C
Discharging Temperature	-30~60°C
Applications	Utility-scale, C&I
Testing & Certifications	      UN38.3










314Ah

Product model	GSP71173204F
Capacity	314 Ah
Charging/Discharging rate	0.5 P
Cycle life	$\geq 8000@70\%$
Chemistry	LFP
Charging Temperature	0~60°C
Discharging Temperature	-30~60°C
Applications	Utility-scale, C&I
Testing & Certifications	      UN38.3




280Ah

Product model	GSP71173204F
Capacity	280 Ah
Charging/Discharging rate	0.5 P
Cycle life	$\geq 6000@80\%$
Chemistry	LFP
Charging Temperature	0~60°C
Discharging Temperature	-30~60°C
Applications	Utility-scale, C&I
Testing & Certifications	       UN38.3




CELLS

220Ah

Product model	GSP54174206F
Capacity	220 Ah
Charging/Discharging rate	0.5 C
Cycle life	≥6000@70%
Chemistry	LFP
Charging Temperature	0~60°C
Discharging Temperature	-30~60°C
Applications	Utility-scale, C&I
Testing & Certifications	




150Ah

Product model	GSP42173205F
Capacity	150 Ah
Charging/Discharging rate	1 C
Cycle life	≥4000@80%
Chemistry	LFP
Charging Temperature	0~60°C
Discharging Temperature	-30~60°C
Applications	Utility-scale, C&I
Testing & Certifications	



CELLS

100Ah

Product model	GSP50160119F
Capacity	100 Ah
Charging/Discharging rate	1 C
Cycle life	≥4000@80%
Chemistry	LFP
Charging Temperature	0~60°C
Discharging Temperature	-30~60°C
Applications	Residential, Portable
Testing & Certifications	




72Ah

Product model	GSP39148107F
Capacity	72 Ah
Charging/Discharging rate	1 C
Cycle life	≥4000@80%
Chemistry	LFP
Charging Temperature	0~60°C
Discharging Temperature	-30~60°C
Applications	Residential, Portable



50Ah

Product model	GSP3914895F
Capacity	50 Ah
Charging/Discharging rate	1 C
Cycle life	≥4000@80%
Chemistry	LFP
Charging Temperature	0~60°C
Discharging Temperature	-30~55°C
Applications	Residential, Portable
Testing & Certifications	



CELLS

37Ah

Product model	GSP11141238
Capacity	37 Ah
Charging/Discharging rate	1 C
Cycle life	≥6000@80%
Chemistry	LFP
Charging Temperature	0~55°C
Discharging Temperature	-15~55°C
Applications	Residential, Portable



30Ah

Product model	GSP11133202
Capacity	30 Ah
Charging/Discharging rate	0.5 C
Cycle life	≥6000@80%
Chemistry	LFP
Charging Temperature	0~55°C
Discharging Temperature	-15~55°C
Applications	Residential, Portable



Testing & Certifications	IEC UN38.3
	IEC62619 BIS UN38.3

25Ah

Product model	GSP82141238
Capacity	25 Ah
Charging/Discharging rate	0.5 C
Cycle life	≥6000@80%
Chemistry	LFP
Charging Temperature	0~55°C
Discharging Temperature	-15~55°C
Applications	Residential, Portable



Testing & Certifications	IEC UL MSDS UN38.3
	IEC62619 UL1973 MSDS UN38.3

HOME SERIES

Large Cylindrical Battery



Currently, Great Power has shipped more than 50 million units of the HOME series large cylindrical batteries. These batteries have been through market proven, showcasing excellent performance and gaining widespread customer approval and positive feedback. This series has become one of Great Power's top-selling products.

We launched HOME - II series in 2024, and the product matrix includes the 33 series, 40 series, and 46 series, with battery capacities ranging from 6Ah to 50Ah.

The HOME series incorporates various battery technologies. Great Power's independently developed two anti-explosion pressure relief valves provides the batteries with exceptional shock resistance. They have successfully passed thermal runaway and puncture tests, ensuring maximum safety for users. By adhering to first-principle and fully leveraging the advantages of the cylindrical structure, the structural components have been highly integrated. This significantly shortens the electron transfer distance and heat dissipation distance, greatly enhancing the battery's high-power performance and reducing temperature rise under high rates, all while substantially lowering costs.

In terms of cycle life, we have developed a unique cyclic stress self-relieving technology for large cylindrical batteries, solving the fast-charging cycle discrepancy issue. Additionally, two key industry challenges about battery life, electrolyte leakage and battery expansion, are overcome by our R&D teams. As a result, the HOME series boasts a cycle life of over 5,000 cycles, ensuring more than 10 years of high-frequency usage for customers.



46 Series

50Ah

Product model	INR 46190
Capacity	50 Ah
Charging rate	1.0 C
Discharging rate	2.0 C
1C Cycle life	≥2000
0.5C Cycle life	≥3000
Chemistry	NCM
Charging Temperature	-10~55°C
Discharging Temperature	-20~60°C
Applications	Two wheelers, electric motorcycles



25Ah

Product model	INR 46100
Capacity	25 Ah
Charging rate	1.0 C
Discharging rate	3.0 C
1C Cycle life	≥2000
0.5C Cycle life	≥3000
Chemistry	NCM
Charging Temperature	-10~55°C
Discharging Temperature	-20~60°C
Applications	Two wheelers, electric motorcycles



50Ah

Product model	IFR 46250
Capacity	50 Ah
Charging rate	1.2 C
Discharging rate	2.0 C
1C Cycle life	≥3000
0.5C Cycle life	≥6000
Chemistry	LFP
Charging Temperature	-20~55°C
Discharging Temperature	-20~60°C
Applications	Portable energy storage, residential energy storage, two wheelers, electric motorcycles



30Ah

Product model	IFR 46160
Capacity	30 Ah
Charging rate	1.2 C
Discharging rate	3.0 C
1C Cycle life	≥3000
0.5C Cycle life	≥6000
Chemistry	LFP
Charging Temperature	-20~55°C
Discharging Temperature	-20~60°C
Applications	Portable energy storage, residential energy storage, two wheelers, electric motorcycles



25Ah

Product model	IFR 46135
Capacity	25 Ah
Charging rate	1.2 C
Discharging rate	3.0 C
1C Cycle life	≥3000
0.5C Cycle life	≥6000
Chemistry	LFP
Charging Temperature	-20~55°C
Discharging Temperature	-20~60°C
Applications	Portable energy storage, residential energy storage, two wheelers, electric motorcycles



20Ah

Product model	IFR 46110
Capacity	20 Ah
Charging rate	1.2 C
Discharging rate	3.0 C
1C Cycle life	≥3000
0.5C Cycle life	≥6000
Chemistry	LFP
Charging Temperature	-20~55°C
Discharging Temperature	-20~60°C
Applications	Portable energy storage, residential energy storage, two wheelers, electric motorcycles



12Ah

Product model	IFR 4695
Capacity	12 Ah
Charging rate	20 C
Discharging rate	20 C
1C Cycle life	≥10000
0.5C Cycle life	≥20000
Chemistry	LFP
Charging Temperature	-30~55°C
Discharging Temperature	-40~60°C
Applications	12V jump starter



6Ah

Product model	IFR 4665
Capacity	6 Ah
Charging rate	20 C
Discharging rate	40 C
1C Cycle life	≥10000
0.5C Cycle life	≥20000
Chemistry	LFP
Charging Temperature	-30~55°C
Discharging Temperature	-40~60°C
Applications	Hybrid electric vehicle 48V jump starter



40 Series

20Ah

Product model	IFR 40135
Capacity	20 Ah
Charging rate	1.2 C
Discharging rate	3.0 C
1C Cycle life	≥3000
0.5C Cycle life	≥6000
Chemistry	LFP
Charging Temperature	-20~55°C
Discharging Temperature	-20~60°C
Applications	Portable energy storage, residential energy storage, two wheelers, electric motorcycles



18Ah

Product model	IFR 40135
Capacity	18 Ah
Charging rate	2.0 C
Discharging rate	3.0 C
1C Cycle life	≥3000
0.5C Cycle life	≥6000
Chemistry	LFP
Charging Temperature	-20~55°C
Discharging Temperature	-20~60°C
Applications	Portable energy storage, residential energy storage, two wheelers, electric motorcycles



33 Series

15Ah

Product model	IFR 33150
Capacity	15 Ah
Charging rate	1.2 C
Discharging rate	3.0 C
1C Cycle life	≥3000
0.5C Cycle life	≥6000
Chemistry	LFP
Charging Temperature	-20~55°C
Discharging Temperature	-20~60°C
Applications	Portable energy storage, residential energy storage, two wheelers, electric motorcycles



13Ah

Product model	IFR 33135
Capacity	13 Ah
Charging rate	1.2 C
Discharging rate	3.0 C
1C Cycle life	≥3000
0.5C Cycle life	≥6000
Chemistry	LFP
Charging Temperature	-20~55°C
Discharging Temperature	-20~60°C
Applications	Portable energy storage, residential energy storage, two wheelers, electric motorcycles



POLAR SERIES

Low Temperature Residential Energy Storage Battery







Great Power has introduced the POLAR series in response to the challenges of battery applications in low-temperature environments. This series can charge at temperatures as low as -30°C and discharge at -40°C.

These batteries aim to meet the demand for battery resident usage in colder regions. We have overcome the challenges in LFP material system, and with three core technologies—LTSC (Low-Temperature Super Conducting Technology), micron-scale adaptive structures, and multi-dimensional copolymer bonding networks.









CELLS

50Ah

Product model	GSP3914895F
Capacity	50 Ah
Nominal Voltage	3.2V
Cycle Life	5000
Cathode Material	LFP
Charging Temperature	-30~60°C
Discharge Temperature	-40~60°C
Storage Temperature	-40~60°C
Testing & Certifications	      UN38.3 <small>GB/T36276 UL1973 UL9540A IEC62619 RoHS Reach UN38.3</small>










72Ah

Product model	GSP39148107F
Capacity	72 Ah
Nominal Voltage	3.2V
Cycle Life	5000
Cathode Material	LFP
Charging Temperature	-30~60°C
Discharge Temperature	-40~60°C
Storage Temperature	-40~60°C
Testing & Certifications	      UN38.3 <small>GB/T36276 UL1973 UL9540A IEC62619 RoHS Reach UN38.3</small>



100Ah

Product model	GSP50160119F
Capacity	100 Ah
Nominal Voltage	3.2V
Cycle Life	5000
Cathode Material	LFP
Charging Temperature	-30~60°C
Discharge Temperature	-40~60°C
Storage Temperature	-40~60°C
Testing & Certifications	       UN38.3 <small>GB/T36276 UL1973 UL9540A UL1642 IEC62619 MSDS RoHS UN38.3</small>





SODIUM-ION BATTERY

Great Power has initiated research on sodium-ion battery since 2019, achieving significant breakthroughs in 2021 in both two technology lines, layered oxide and polyanions. The next year, in 2022, the company achieved small-scale trial production of sodium-ion batteries, which were tested in EVs.

In 2023, the company's SiBs passed battery evaluations conducted by the China Electronics Standardization Institute, becoming one of the first companies in the country to pass sodium-ion battery assessments. Additionally, Great Power has actively participated in discussions and formulation of China's sodium-ion battery standards. In July of the same year, Great Power signed a sodium-ion battery energy storage power station demonstration project with the Qingdao Beian Holding Big Data Center, which marks Great Power's sodium-ion batteries into industrial commercialization.

In 2024, Great Power made significant advancements in sodium-ion Battery technology. The new generation of SiBs has demonstrated improvements in safety performance, energy density, and capacity. Great Power has officially launched two sodium-ion Batteries: a 150Ah prismatic cell and a 3.05Ah small cylindrical battery.

Sodium-ion battery



150Ah

Product model	54173206
Capacity	150 Ah
Charging/Discharging rate	0.5 C
Cycle life	3000@80%
Charging Temperature	0~45°C
Discharging Temperature	-40~60°C
Applications	residential storage, EV battery



3.05Ah

Product model	26650
Capacity	3.05 Ah
Charging/Discharging rate	0.5 C
Cycle life	3000@80%
Charging Temperature	0~45°C
Discharging Temperature	-40~60°C
Applications	residential storage, EV battery

Pack

LiqPack-280Ah 1P52S
LiqPack-280Ah 1P48S

- Liquid-cooled pack
- Suitable for container and cabinet energy storage systems
- Thermal insulation between cells, eliminating heat diffusion
- Uniform temperature difference within 2 °C , ensuring stability and reliability
- Metal casing with thermal insulation, preventing heat diffusion at temperatures up to 1000°C
- Great flow channel design optimized through thermal simulation technology
- High safety standard: UL 9540A
- High protection level: IP 67
- Worldwide certifications: UL9540A, UL1973, IEC62619, IEC61000 and UN38.3



Pack

AirPack-150Ah 2P12S
AirPack-280Ah 1P16S
AirPack-150Ah 1P24S

- Air-cooled pack
- Suitable for container and cabinet energy storage systems
- Mature technology
- Affordable cost
- Protection level: IP2X
- Transportation standard: UN383.3



Product Type	LiqPack-280Ah 1P52S	LiqPack-280Ah 1P48S
Cell Capacity	280 Ah	280 Ah
Configuration	1P 52S	1P 48S
Charging/Discharging Rate	0.5 C	0.5 C
Cooling Method	Liquid cooling	Liquid cooling
Rated Capacity	280Ah@0.5C	280Ah@0.5C
Battery System Voltage	1000/1500 Vd.c.	1000/1500 Vd.c.
Rated Energy	46.592 kWh	43.008 kWh
Protection Level	IP67	IP67
Dimensions	W786×D1141×H251.5 mm	W786×D1068×H251.5 mm
Product Weight	≈360 Kg	≈330 Kg
Maritime Standard	UN38.3	UN38.3
Applications	Container or Cabinet	Container or Cabinet
Testing&Certifications	 GB/T36276 UL1973 UL9540A IEC62619 IEC61000 UN38.3	 UL1973 UL9540A IEC62619 IEC61000 IEC62040 UN38.3

Product Type	AirPack-150Ah 2P12S	AirPack-280Ah 1P16S	AirPack-150Ah 1P24S
Cell Capacity	150 Ah	280 Ah	150 Ah
Configuration	2P 12S	1P 16S	1P 24S
Charging/Discharging Rate	0.5 C	0.5 C	1.0 C
Cooling Method	Air cooling	Air cooling	Air cooling
Rated Capacity	150Ah@0.5C	280Ah@0.5C	150Ah@1.0C
Battery System Voltage	1000 Vd.c.	1000/1500 Vd.c.	1000/1500Vd.c.
Rated Energy	11.52 kWh	14.336 kWh	11.52 kWh
Protection Level	IP2X	IP2X	IP2X
Dimensions	W450.5×D693*H242 mm	W470×D833×H225 mm	W470×D785×H225 mm
Product Weight	≈99 Kg	≈113 Kg	≈96.5 Kg
Maritime Standard	UN38.3	N/A	UN38.3
Applications	Container or Cabinet	Container or Cabinet	Container or Cabinet
Testing&Certifications	 GB/T36276	 GB/T36276	 IEC62619 IEC61000 UN38.3

Rack

LiqRack-280Ah 1P416S
LiqRack-280Ah 1P384S

- Liquid-cooled pack in parallel
- Suitable for container energy storage systems
- Modular design, easy application combination
- Thermal insulation between cells, eliminating heat diffusion
- Uniform temperature difference within 2 °C, ensuring stability and reliability
- Great flow channel design optimized through thermal simulation technology
- 20% longer cycle life compared to air cooled
- Wide operating temperature range, from -40 °C to 60°C
- High protection level: IP 67



Rack

AirRack-280Ah 1P416S
AirRack-150Ah 1P360S

- Air-cooled pack in parallel
- Suitable for container energy storage systems
- High safety, mature technology, reliability, and low cost
- Modular design, easy to application combination, install, and maintain.
- High-rate capability, supports up to 1C.



Product Type	LiqRack-280Ah 1P416S	LiqRack-280Ah 1P384S
Charge/Discharge Rate of The Pack	0.5C	0.5 C
Configuration	1P416S	1P 384S
Nominal Voltage	1331.2 V	1228.8 V
Working Voltage Range	900-1500Vd.c.	900-1500 Vd.c.
Rated Capacity	280 Ah	280 Ah
Rated Energy	372.7 kWh	344 kWh
Dimensions	W860×D1153×H2333 mm	W860×D1080×H2333 mm
Product Weight	≈3200 Kg	≈3000 Kg
Pack Type	LiqPack-1P52S	LiqPack-1P48S
Functional Safety	Class B	Class B
Applications	Container	Container
Testing&Certifications	 IEC62619 IEC62619 UL1642 UL1973	 GB/T36276 IEC62619 IEC61000 UL1642 UL1973

Product Type	AirRack-280Ah 1P416S	AirRack-150Ah 1P360s
Charge/Discharge Rate of The Pack	0.5 C	1 C
Configuration	1P 416S	1P 360S
Nominal Voltage	1331.2 V	1152 V
Working Voltage Range	900-1500 Vd.c.	900-1500 Vd.c.
Rated Capacity	280 Ah	150 Ah
Rated Energy	372.7 kWh	172.8 kWh
Dimensions	W1442×D835×H2418 mm	W960×D788×H2341 mm
Product Weight	≈3200 Kg	≈1700 Kg
Pack Type	AirPack-1P16S	AirPack-1P24S
Functional Safety	Class B	Class B
Applications	Container	Container
Testing&Certifications	 GB/T36276	 IEC62619 IEC61000

DC OUTDOOR BATTERY SYSTEM

Magna-UTL-373

Application scenarios: industrial parks, zero-carbon parks, production factories, green transportation, commercial services, data centers, and other high-power consumption settings.

Product advantages:

- High safety: Passes UL9540A Unit-level test, preventing thermal runaway of battery cells. Can connect in series with PCS without risks of circulating current or inter-cluster short circuits.
- Long lifespan: Liquid cooling system maintains core temperature difference <2°C, increasing cycle life by 30%.
- Easy scalability: Replaces container solutions, allowing for flexible layout.
- Easy to be installed: Each unit weighs under 4 tons, facilitating on-site hoisting and installation.
- Easy maintenance: Modular design for convenient on-site maintenance.



DC OUTDOOR BATTERY SYSTEM

Magna-UTL-418

Application scenarios: industrial parks, zero-carbon parks, production factories, green transportation, commercial services, data centers, and other high-power consumption settings.

Product advantages:

- Enhanced Safety: Prevents thermal runaway in battery cells and safely connects with PCS without risks of circulating currents or inter-cluster short circuits.
- Extended Lifespan: The liquid cooling system keeps the core temperature difference below 2°C, enhancing cycle life by 30%.
- Flexible Scalability: Offers an alternative to traditional container solutions, enabling adaptable layouts.
- Simplified Installation: Each unit is under 4 tons, allowing for easy hoisting and on-site setup.
- Effortless Maintenance: Modular design ensures straightforward and convenient on-site servicing.



Product Type	Magna-UTL-373
Product Category	DC Outdoor Liquid-cooling Battery System
Rated Energy	372.7kWh@0.5C
Rated Power	180 kW
Rated Output Voltage	900-1500 Vd.c.
Cell Capacity	280 Ah
Cell Type	LFP
Configuration	1P 416S
Discharge Current	140 A
Charging Current	140 A
Charging Temperature	0~45°C
Discharging Temperature	-20~50°C
Communication Port	CAN, 485
Cooling Method	Liquid Cooling
Protection Level	IP55
Functional Safety	class B
Product Weight	≈4000 Kg
Dimensions	W1300×D1300×H2365 mm
Applications	Utility-scale, C&I

Testing&Certifications



Product Type	Magna-UTL-418
Product Category	DC Outdoor Liquid-cooling Battery System
Rated Energy	418kWh@0.5C
Rated Power	Max 209 kW
Rated Output Voltage	900-1500 Vd.c.
Cell Capacity	314 Ah
Cell Type	LFP
Configuration	1P 416S
Discharge Current	157 A
Charging Current	157 A
Charging Temperature	0~45°C
Discharging Temperature	-20~50°C
Communication Port	CAN, 485
Cooling Method	Liquid Cooling
Protection Level	IP55
Functional Safety	class B
Product Weight	≈4100 Kg
Dimensions	W1300×D1300×H2365 mm
Applications	Utility-scale, C&I

Testing&Certifications

CONTAINER ENERGY STORAGE SOLUTION

Max-20HC-3440

Electric power scenarios:

Wind or photovoltaic power generation.
Suitable for regions with significant peak-valley price differences and areas with large fluctuations in daily load.

Product advantages:

High safety: Compliant with UL9540A standards.
High energy efficiency: >95% energy efficiency for DC charge and discharge.
Long lifespan: Designed for a 15-year service life with a 30% increase in battery lifespan.
High returns: Offers high energy density and integration for increased life cycle returns.
Easy to be installed: Highly integrated design for simple scalability and installation; supports third-party SCADA and cloud-based EMS integration.



CONTAINER ENERGY STORAGE SOLUTION


Max-20HC-5000

Electric power scenarios:

Wind or photovoltaic power generation, and regions with significant peak-valley price differences or large load fluctuations.

Product advantages:

High safety: Compliant with UL9540A, NFPA855.
High energy efficiency: Battery cell efficiency $\geq 96\%$; RTE 96% @ 0.25p, 95% @ 0.5p on the DC side.
Easy to be installed: Integrated design in a 20 gp container.
High protection: IP55 overall, IP67 for Battery Pack, IP54 for High-voltage box, IPX5 for Electrical compartment.
Cost-effective: 50% increase in energy density for enhanced life cycle returns.



Product Type	Max-20HC-3440
Product Category	20HC DC liquid-cooling container energy storage solution
Rated Energy	3.44MWh@0.5C
Rated Power	180kW*10/1.7MW
Rated Output Voltage	900-1500 Vd.c.
Cell Capacity	280 Ah
Cell Type	LFP
Configuration	1P384S*(10 or 9 or 8)
Maximum Discharge Current	173 A*(10 or 9 or 8)
Maximum Charging Current	173 A*(10 or 9 or 8)
Charging Temperature	0~45°C
Discharging Temperature	-20~50°C
Communication Port	CAN, 485, TCP/IP
Cooling Method	Liquid Cooling
Protection Level	IP54
Functional Safety	class B
Product Weight	<36T
Dimensions	W6058*D2438*H2896 mm (20HC)
Applications	Utility-scale, C&I

Testing&Certifications



Product Type	Max-20HC-5000
Product Category	20HC DC liquid-cooling container energy storage solution
Rated Energy	5.0MWh@0.5C
Rated Power	$\leq 417\text{kW} \times 6 / 1.25\text{MW} \times 2$
Rated Output Voltage	1040-1500 Vd.c.
Cell Capacity	314 Ah
Cell Type	LFP
Configuration	1P416S*12
Maximum Discharge Current	157 A*12
Maximum Charging Current	193 A*12@5min
Charging Temperature	-30~+50°C
Discharging Temperature	-35~+60°C
Communication Port	CAN, RS485, RJ45/Optical fiber
Cooling Method	Liquid Cooling
Protection Level	IP55
Functional Safety	class B
Product Weight	<42T
Dimensions	W6058*D2438*H2896 mm (20HC)
Applications	Utility-scale, C&I

Testing&Certifications



REFERENCE PROJECTS



23 Years

experience in
lithium-ion battery
technology &
manufacturing



1000 K+sets

Over 1000k sets of energy storage
products installed



0

accidents



50+

countries/areas

GLOBAL REFERENCE PROJECTS



CNPC's Tarim Oilfield 600MWh
Photovoltaic Power Generation Project



Ulanqab 180MWh
Green Power Station Demonstration Project



Jimusaer 150MWh Project




Bachu 140MWh
Agro-Photovoltaic Complementary Project



Nanning 100MWh Energy Storage Project



State-Owned Shipyard 100MWh
Energy Storage Station Project



DL Industrial Park 80MWh
Energy Storage Station Project



Ji'an 15MWh
Agro-Photovoltaic Complementary Project

GLOBAL REFERENCE PROJECTS



Qingdao Sodium-Ion 10MWh Project
(Under Construction)



SAIC-GM-Wuling 1MWh
Step-Utilization ESS Project



Kangding 392kWh
Photovoltaic Off-grid Energy Storage Project



Croatia 17MWh
Photovoltaic and Storage Complementary Project



Germany 16.77MWh
Containerized Energy Storage Project



The Netherlands Emmen 3.6MWh
Photovoltaic and Storage Complementary Project



India 2MWh
High-Grid Photovoltaic Storage Project



Japan UBE factory in Osaka 6MWh Project

GLOBAL REFERENCE PROJECTS



Shenzhen Bus Charging Station 60MWh Project



Zhejiang Xianhe New Energy Co., LTD. 44.72MWh Energy Storage Project



Zhuhai Great Power Production 29.77MWh Project



Guangzhou Production 7.33MWh Project



Henan Jinma Energy Co., Ltd. 34.4MWh Energy Storage Project



Guangzhou Weili Medical Equipment Co., Ltd. 7.95MWh Project



Guangdong Yunfu Xianfeng Stainless Steel Products Co., Ltd. 4.3MWh Energy Storage Project



Guangzhou Xinli 2.33MWh Project

GLOBAL REFERENCE PROJECTS



Henan Zhongyuan Internal Combustion Parts Co., Ltd. 40MWh Project



Henan Mingsheng New Materials Technology Co., Ltd. 30MWh Project




Henan Jinli Jin Lead Group Co., Ltd. 24MWh Project



Jiangsu Changzhou Hutang Technology Park 10.32MWh Project



Foshan Shunde Keli Non-Ferrous Metals Co., Ltd. 5.2MWh Project



Guangzhou Huasheng Acoustics Co., Ltd. 4MWh Project



Guangdong Zhuhai 520kWh Solar-Storage-Charging Integrated Supercharging Station Project



Henan Zhumadian CIMC Huajun Automobile Co., Ltd. 2.8MWh Project

CONTACT US

Guangzhou Great Power Energy & Technology Co., Ltd (Headquarters)

Address: No. 912 Shiliang Road, Shawan town, Panyu District, Guangzhou, China
Tel: +86 020 3919 6888

Zhuhai Great Power Energy Co., Ltd.

Address: Xinqing Fifth Road, Xinqing Technology Industrial Park, Doumen town, Zhuhai, China

Henan Great Power Energy Co., Ltd.

Address: Intersection of Zhongyuan Avenue and Huaihe Avenue, Zhumadianyi, China

Liuzhou Great Power Energy & Technology Co., Ltd.

Address: No. 18 Yangliu Road, Liubei District, Liuzhou, China

Foshan Shida Battery Technology Co., Ltd.

Address: No. 30 Xingye Road, Zone C of Shishan Science and Technology Industrial Park, Foshan, China

Changzhou Great Power New Energy Technology Co., Ltd.

Address: No. 369 Xinghua Road, Jintan District, Changzhou, China

Quzhou Great Power Energy Technology Co., Ltd.

Address: No. 59 Xiafei South Road, Quzhou, China

Guangzhou Great Power Energy Storage Technology Co., Ltd.

Address: Room 003, No. 419 Qingsha Road, Dongchong town, Nansha, Guangzhou, China

Qingdao Great Power Energy Technology Co., Ltd.

Address: No. 569-174 Longhai Road, Hetao Street, Chengyang District, Qingdao City, Shandong Province

Vietnam Great Power

Address: Factory C1 at Lot CN4-1 in Yen Phong II-C Industrial Park, Tam Giang Commune, Yen Phong District, Bac Ninh Province, Vietnam

Great Power NA Office

3146B Sports Arena Blvd #1049 San Diego

Great Power EU Office

Königstraße 35
70173 Stuttgart Germany

Great Power Indonesian Office

Soho Capital Unit SC-4005A Podomoro City, Jl. Letjen S. Parman, Desa/Kelurahan Tanjung Duren Selatan, Kec. Grogol Petamburan, Kota Adm. Jakarta Barat, Provinsi DKI Jakarta

Great Power Singapore Office

Address: 2 Venture Drive, #24-01, Vision Exchange, Singapore 608526

Great Power Japanese Office

36-4-3, Kamikobata-cho, Sabae-shi, Fukui-ken, Japan

Great Power Chile Office

Address: 4611 Los Militares - Office 1016 - Las Condes District - Metropolitan Region, Santiago, Chile.

Great Power Spain Office

Address: Av. de Bruselas, 7, office 210, 28108 - Madrid, Spain

Reap Great Power Battery Technologies & Solutions Anonim Şirketi (Great Power's Turkey SPV)

Address: Esentepe Mah. Kelebek Sk. Marmara Kule Sitesi B Blok No: 2/1 iç Kapı No: 1 Kartal / İstanbul, Türkiye.

The India Office (Under Construction)